




# South Carolina Update

Rhonda B. Thompson, PE, Chief  
Bureau of Air Quality

CAPCA Spring Conference  
April 11, 2019





## Presentation Overview

- Agency and BAQ Management Team Update
- NAAQS Updates (Ozone, PM<sub>2.5</sub>, SO<sub>2</sub>)
- State Regulation and SIP Updates
- Program Revenue (Permit Fees)
- ePermitting Update
- Happy 50<sup>th</sup> Birthday CAPCA!!!



South Carolina Department of Health and Environmental Control  
Healthy People. Healthy Communities.

## LOTS OF OLD STUFF!!!





## New Agency Director – Rick Toomey



- Started February 2019
- Greenville, SC native
- Bachelor's: Management Science - Duke
- Master's: Hospital Administration – Duke
- PhD: Health Administration – MUSC
- 32 years of experience in public health administration and executive management
- Past President and CEO of Beaufort Memorial Hospital
- Former Agency Board member
- HUGE DUKE FAN !!!!!



South Carolina Department of Health and Environmental Control  
Healthy People. Healthy Communities.

---



Keith Frost, Assistant Bureau Chief (ABC)



South Carolina Department of Health and Environmental Control  
Healthy People. Healthy Communities.

---



J. Curt Branham, Enforcement Section Manager



South Carolina Department of Health and Environmental Control  
Healthy People. **Healthy Communities.**

---



Bryan Nichols, Air Toxics Section Manager



South Carolina Department of Health and Environmental Control  
Healthy People. **Healthy Communities.**

---

# **NAAQS Updates (1965 – 2017)**



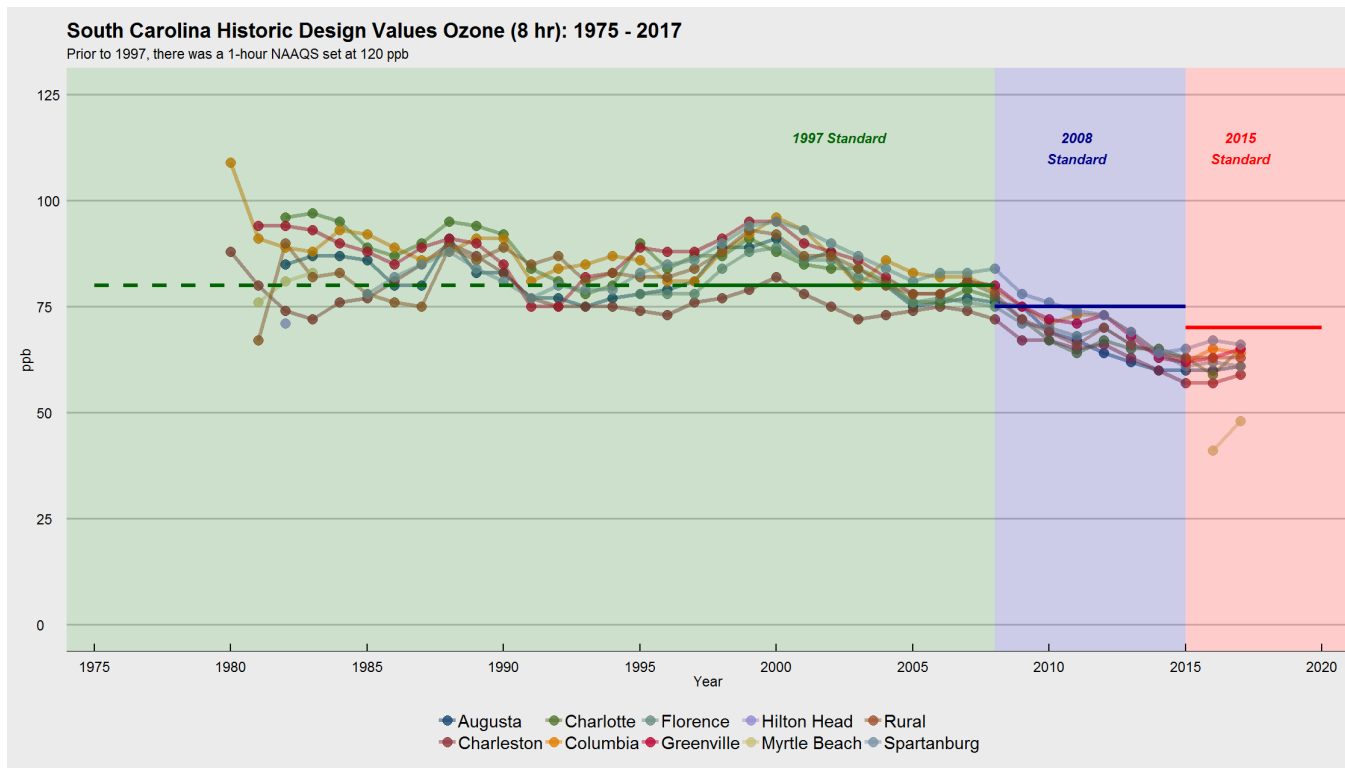


## Ozone NAAQS

- 2015 Ozone Standard: 70 ppb
- All SC monitors attaining the standard
  - Highest design value - 65 ppb (North Spartanburg)
  - Most other monitors at 60 ppb or less



# Ozone NAAQS (1975 – 2017)



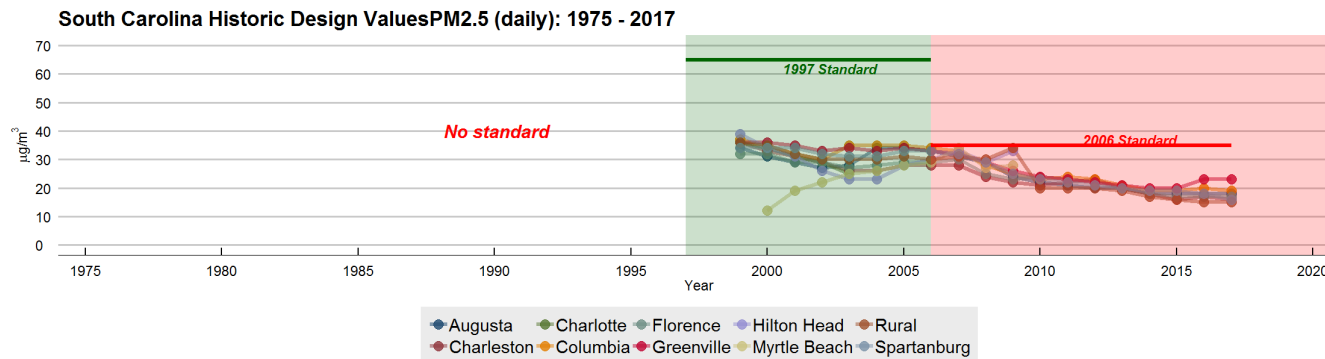
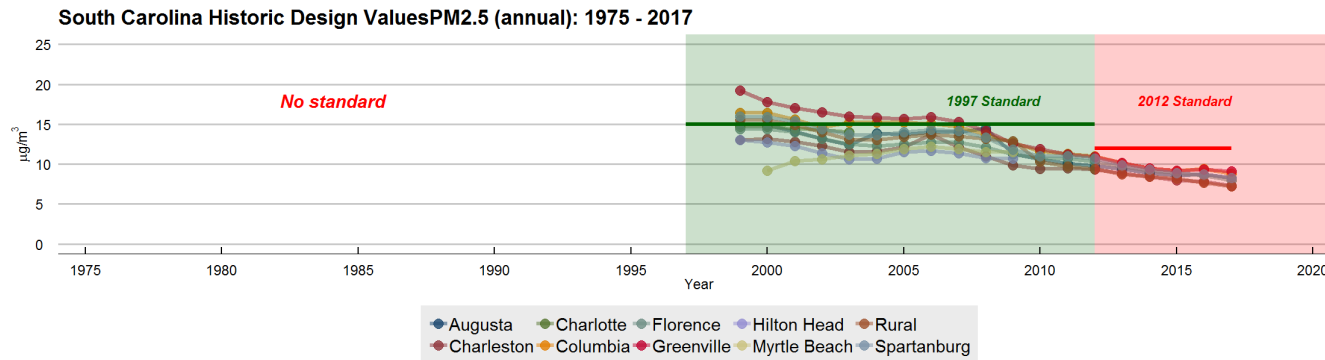


## PM<sub>2.5</sub> NAAQS

- PM<sub>2.5</sub> Standards:
  - Annual – 12  $\mu\text{g}/\text{m}^3$
  - Daily – 35  $\mu\text{g}/\text{m}^3$
- All SC monitors attaining the standards
- Highest design values:
  - Annual – 8.5  $\mu\text{g}/\text{m}^3$  (Irmo)
  - Daily – 23  $\mu\text{g}/\text{m}^3$  (Greenville)



# PM<sub>2.5</sub> NAAQS (1997-2017)



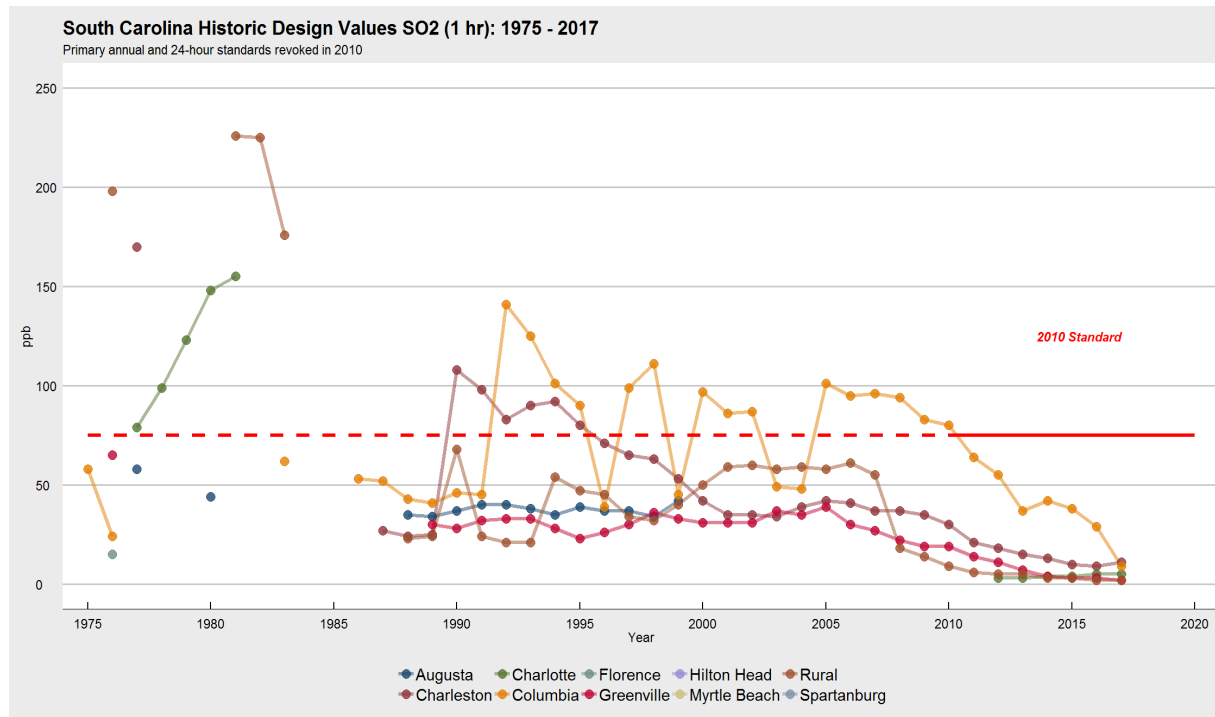


## SO<sub>2</sub> NAAQS

- 2010 SO<sub>2</sub> Standard: 75 ppb
- All SC monitors attaining the standard
- Highest design value: 13 µg/m<sup>3</sup> (Charleston)



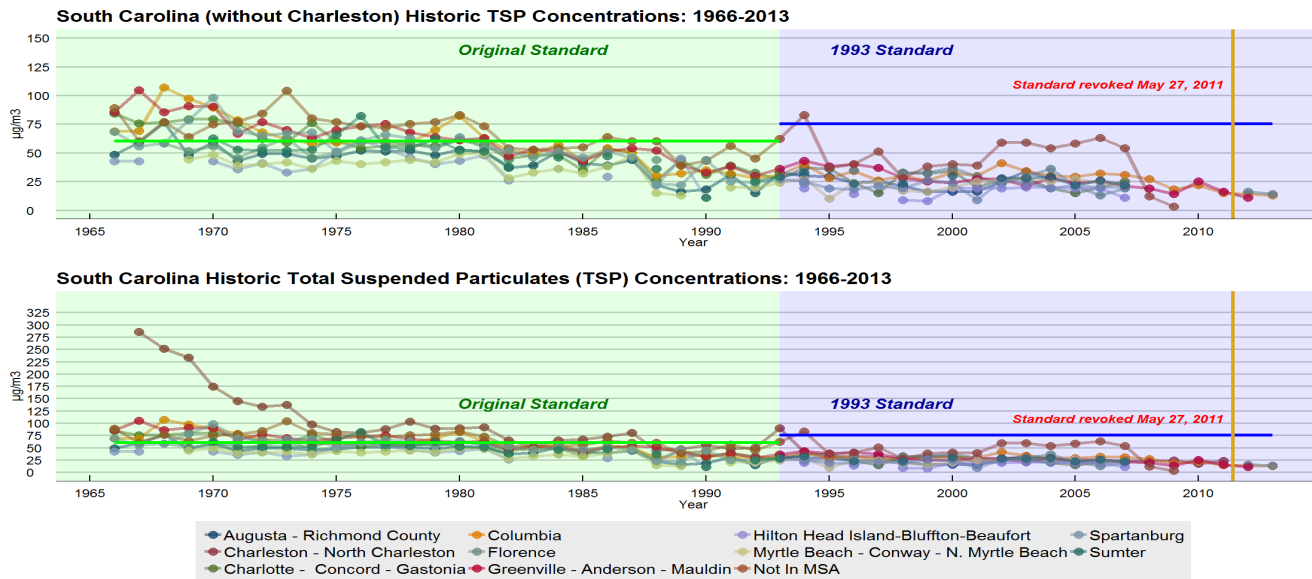
# SO<sub>2</sub> NAAQS (1975 – 2017)





# Total Suspended Particulates (TSP)\* (Charleston Improvement) (1965-2011)

\*Standard revoked in 2011



## 1968 Report Summary



### First state-wide air pollution standards became effective on March 16, 1967

1. SC is not experiencing serious air pollution at present but problems are expected to get worse with rapid population and industrial growth.
2. North Charleston is experiencing heavy pollution from industrial sources like other larger cities.
3. **SC has the most adverse meteorological conditions for dispersion east of the Rocky Mountains.**
4. Open burning is responsible for most complaints from citizens.
5. **SC, at present, does not appear to feel a measureable effect from motor vehicle exhaust, but should not be complacent since motor vehicles are increasing rapidly.**
6. Many localized air pollution nuisances are not covered adequately by existing legal authority.
7. **State funding of air pollution preventable programs is not adequate to do the job necessary to provide clean air.**






South Carolina Department of Health and Environmental Control  
Healthy People. Healthy Communities.

## Columbia, SC in 1968

**Bad Day**



**Good Day**





South Carolina Department of Health and Environmental Control  
Healthy People. **Healthy Communities.**

---

# Regulatory Updates



## 2018 End Of Year Revisions

- Incorporate revisions to NSPS and NESHAP
- Revising 61-62.60, Subparts Cf and DDDD, Emission Guidelines for Municipal Solid Waste Landfills and Commercial and Industrial Solid Waste Incineration Units
  - Clarify applicability and scope of EPA emission guidelines
- May Board Meeting



## CAIR and NO<sub>x</sub> SIP Call

- CAIR repealed and federal NO<sub>x</sub> SIP Call requirements reinstated as part of the 2017 End of Year Revisions
- Federal revision to NO<sub>x</sub> SIP Call allows states to revise SIP's to include alternative monitoring for certain units (i.e., large non-EGUs)
- Revised SIP on public notice April 26 to May 28, 2019
  - Proposing to use NSPS monitoring, recordkeeping, and reporting requirements



South Carolina Department of Health and Environmental Control  
Healthy People. **Healthy Communities.**

---

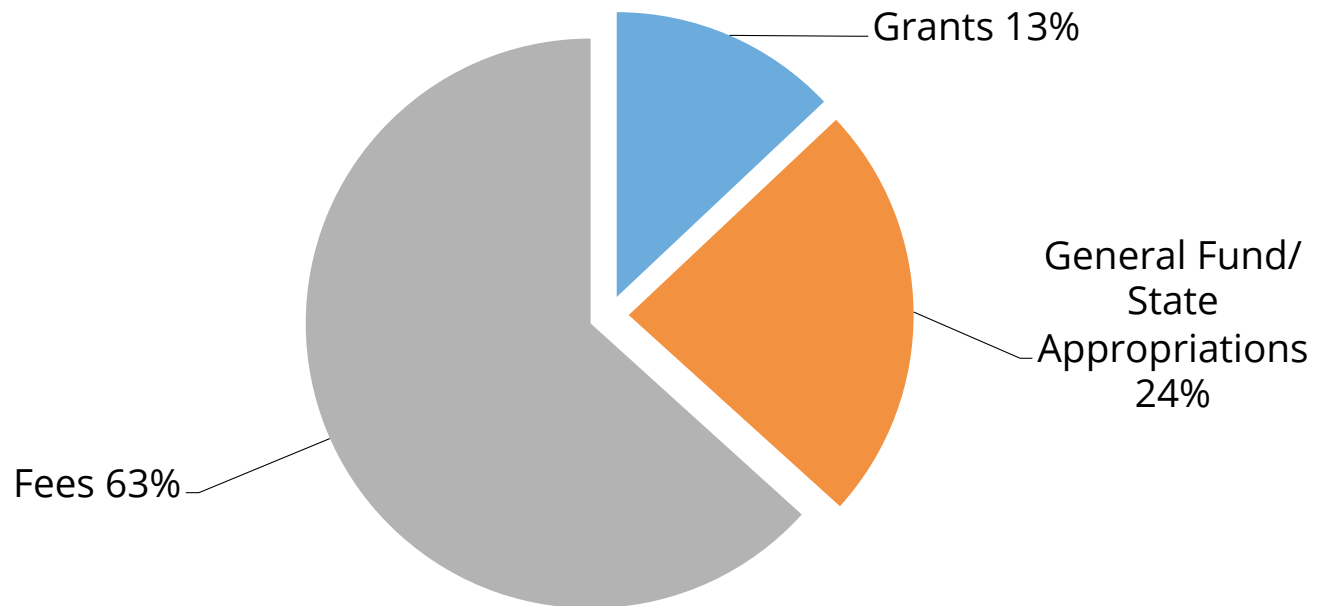
# Program Revenue Update



## Emission Fees

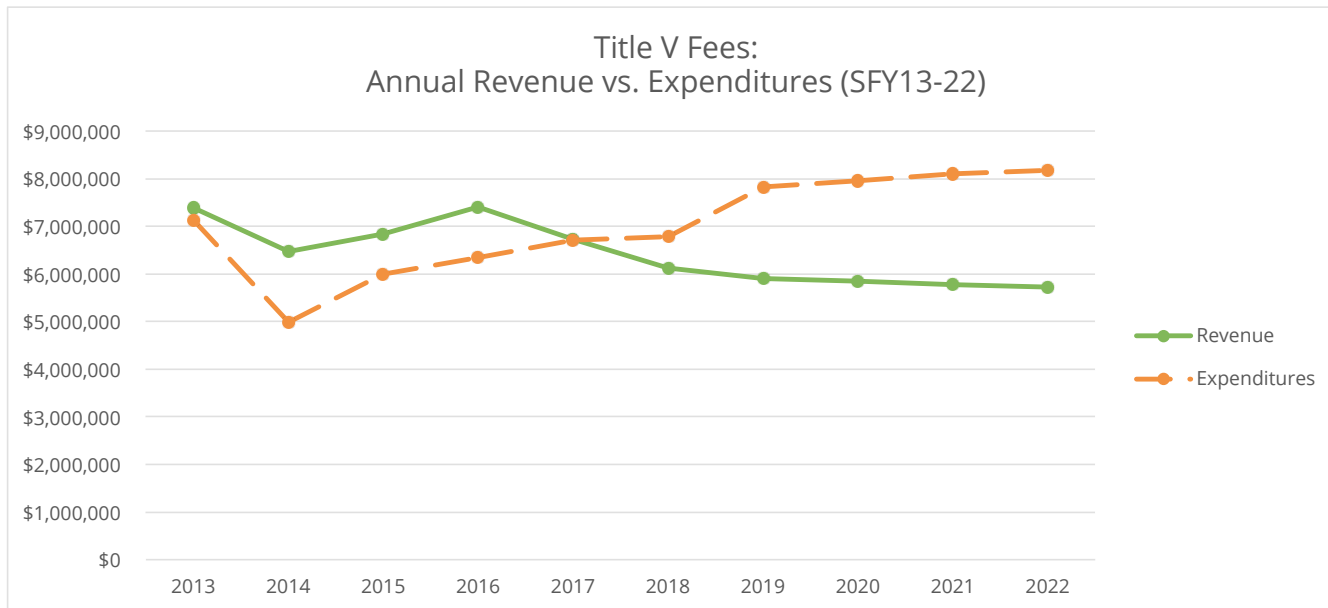
- Declining revenue last decade (national trend)
  - Steady emissions decreases
  - Agency responsibilities haven't decreased much
  - Public expectations increasing
- Increasing costs
  - Fringe benefits, insurance
  - Overhead (rent, utilities, system upgrades), monitoring network replacement
  - High staff turnover rate – over 23%

## Air Program Funding





# Title V Fees vs. Cost Projections (FY13-2022)







## Efforts to Reduce Costs

- Streamlining processes and regulations
- Increasing simpler registration/general permits and life-time permits
- Improving efficiencies (ePermitting)
  - Significant initial \$ investment; long term savings
- Reduced FTE's (not filled vacancies or downgraded positions )
  - Lost over 30 FTE's in last decade (loss of expertise)



## Last Fee Regulation Change

- Industry Stakeholder process began in 2012 (last significant deficit)
- Amended Fee Regulation (SC Regulation 61-30) in June 2014
- Added Maintenance Fee for Title V facilities only
  - Range: \$500 - \$10,000 in addition to \$/ton rate
  - Goal: collect additional \$1,000,000/year
  - Average annual additional revenue: \$888,000



## 2019 Stakeholder Process

- Kickoff Meeting in December 2018
- Include all facility types (major, CM, and minor sources)
  - Difficulty getting smaller facilities to participate
- Presented possible scenarios at last meeting
  - Increasing \$/ton rate (statute and regulation change)
  - Adding permit application fees (regulation change)
  - Increasing/adding maintenance fees (regulation change)
  - Increasing state appropriations (mobile source contribution) (State Budget increase request)
  - Combinations of the above



## 1982 Permit Fee Proposal (never implemented)

| Construction Permits                                 | Proposed Fee  |
|--|---|
| Prevention of Significant Deterioration (PSD) permit | \$4,500 (not to exceed 0.015% of capital cost of project) |
| Other permits  | \$150 per permit  |
| Extensions, alternations, revisions                  | \$100   |
| Dispersion modeling review                           | \$500   |
| Lowest Achievable Emissions Rate (LAER) review       | \$500   |
| Conducting Public Hearing                            | \$1,250   |
| Preconstruction monitoring Q/A                       | \$1,000   |
| New Source Performance Standard (NSPS)               | \$125   |



# 1982 Permit Fee Proposal

(never implemented)

| Operating Permits                            | Proposed Fee |
|--|--------------|
| Operating permit (or renewal)                | \$100        |
| Stack Test Observance                        | \$1,000      |
| Continuous Emission Monitor (CEM) Inspection | \$300        |
| Total Projected Annual Revenue: \$342,200 😊  |              |



South Carolina Department of Health and Environmental Control  
Healthy People. **Healthy Communities.**

---

# ePermitting Update



## ePermitting Update

- Regulated facilities will be able to:
  - Submit and amend permit applications on-line (all types)
  - Submit reports on-line (all types)
  - Check status of applications and reports
  - Exchange information/correspondence on-line
  - Receive public notice comments
  - Pay fees
- All programs (air, water, land)
- Public access to information (reduce FOI requests)






## ePermitting Update

- Programs currently in “Production Phase”
  - Stormwater
  - Agriculture
  - Infection Waste
  - Dam Safety Program
  - Ocean and Coastal Resource Management (OCRM)
- Expected to “Go Live” Externally in 2019





## Phases of ePermitting Process

- Pre-Work
- Analysis  Air Program
- Data Migration from EFIS
- Process Configuration
- Production/Implementation
  
- Air Program – “Go Live” (internally) early 2020
  - Similar to State of Kansas system
- Asbestos Program – “Go Live” (internally) Summer 2019



## What Else Happened in 1969??

- Entertainment:
  - Jackson Five made 1<sup>st</sup> appearance on “Ed Sullivan Show”
  - Woodstock Music and Art Fair
  - The Supremes released “Someday We’ll Be Together”
  - “Scooby Doo, Where Are You?” debut on CBS-TV
  - “Brady Bunch” TV sitcom debut
  - 1<sup>st</sup> Elvis Convention in Cincinnati (2500 fans attended)



## What Else Happened in 1969??

- Sports:
  - NY Jets beat Baltimore Colts 16-7; MVP was Joe Nameth
  - O.J. Simpson first draft pick to Buffalo Bills
  - Mickey Mantle announced his retirement from baseball
  - North Carolina beat Duke for ACC Tournament Championship



## What Else Happened in 1969??

- Politics/History:
  - Richard Nixon inaugurated as US President
    - Vice President Agnew accused TV news media of bias and distortion
  - James Earl Ray pleaded guilty to murder of Martin Luther King, Jr.
  - Sirhan Sirhan convicted of assassinating Robert F. Kennedy
  - First moon landing (Apollo 11)

## What Else Happened in 1969??



- I turned 3!!!
- Happy Birthday CAPCA !!!!

**Rhonda B. Thompson, P.E.**  
**Bureau Chief**

thompsrb@dhec.sc.gov  
(803) 898-4391